

Multi-Purpose Tables

Technical Sales Brochure

Available in various configurations, including Nesting, Rectangular, Square, Round, and Quarter Round, these tables provide a flexible platform for a wide range of activities, fostering creativity and functionality in any environment.

25-RT247230TL Shown w/ 25-PM017212



25-FR303030XS

25-RT243630AL

Peripherals not included



(217) 342-7070
www.novadesk.com
sales@novasolutionsinc.com



Assembly required
for all products on
this page

Multi-Purpose Tables

How To Order

- Select model number
Ex: 25-RT247230TL
- Select metal color for legs, and laminate color for worksurface.
Ex: **PBL** **044**
Metal Worksurface
- Optional Selections:
3. Casters or height-adjustable legs (Arched Legs, T-Legs, or C-Legs only)
For casters, add "-C" to the end of model number.
Ex: 25-RT247230TL-C
For height-adjustable legs, add "-H" to the model number.
Ex: 25-RT247230TL-H
- Select Options and Factory Prepared Accessories
Ex: RWGSC (Star cut wire grommet)

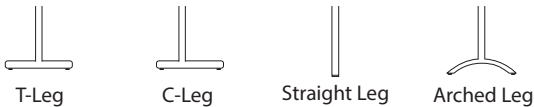
Model Number Structure

25	-	RT	247230	TL
Series		Top Shape	Size	Leg
		RT=Rectangle	D x W x H	TL=T-Leg CL=C-Leg AL=Arched Leg SL=Straight Leg TC=T-Leg w/ casters* CC=C-Leg w/ casters* AC=Arched Leg w/ casters* *Nesting tables only

Leg Base Styles & Options

- 2" diameter metal legs, 16 gauge metal
- Leg mounting plates 1/4" thick
- Powder coated paint

Styles



Options

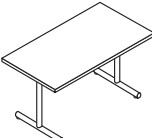
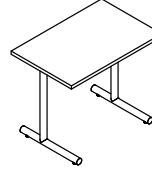


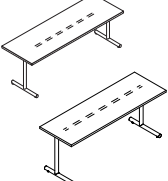
Height-adjustable Legs (-H)
Available with T-Legs & Arched Legs only

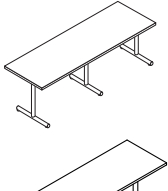
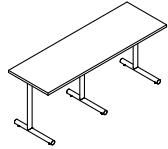
Adjustable height from 27"-37"

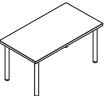

Rectangle Tables

Complete Model number replacing blank "_" with "T" for T-Leg option or "C" for C-Leg option (Ex: 25-RT303630CL)

T-Legs / C-Legs	D x W x H (in.)	ft ³ / lbs	Model
Table w/ 2 leg bases	18 x 36 x 30	5.5 / 50	25-RT183630_L
	18 x 42 x 30	5.7 / 55	25-RT184230_L
	18 x 48 x 30	6.4 / 59	25-RT184830_L
	18 x 60 x 30	6.6 / 86	25-RT186030_L
	24 x 36 x 30	6.0 / 61	25-RT243630_L
	24 x 42 x 30	6.3 / 65	25-RT244230_L
	24 x 48 x 30	6.7 / 71	25-RT244830_L
	24 x 60 x 30	7.4 / 102	25-RT246030_L
	30 x 36 x 30	6.5 / 68	25-RT303630_L
	30 x 42 x 30	6.9 / 74	25-RT304230_L
	30 x 48 x 30	7.5 / 80	25-RT304830_L
	30 x 60 x 30	8.3 / 114	25-RT306030_L
	36 x 42 x 30	7.6 / 97	25-RT364230_L
	36 x 48 x 30	8.1 / 104	25-RT364830_L
	36 x 60 x 30	9.2 / 136	25-RT366030_L

T-Legs / C-Legs	D x W x H (in.)	ft ³ / lbs	Model
Double table w/ 2 leg bases & stiffener bar	18 x 72 x 30	8.2 / 93	27-RT187230_L
	18 x 84 x 30	8.8 / 101	27-RT188430_L
	24 x 72 x 30	9.2 / 111	27-RT247230_L
	24 x 84 x 30	10.0 / 120	27-RT248430_L
	30 x 72 x 30	10.3 / 126	27-RT307230_L
	30 x 84 x 30	11.2 / 138	27-RT308430_L
	36 x 72 x 30	11.3 / 151	27-RT367230_L
	36 x 84 x 30	12.4 / 165	27-RT368430_L

T-Legs / C-Legs	D x W x H (in.)	ft ³ / lbs	Model
Double table w/ 3 leg bases	18 x 72 x 30	8.2 / 93	25-RT187230_L
	18 x 84 x 30	8.8 / 101	25-RT188430_L
	18 x 96 x 30	9.4 / 107	25-RT189630_L
	24 x 72 x 30	9.2 / 111	25-RT247230_L
	24 x 84 x 30	10.0 / 120	25-RT248430_L
	24 x 96 x 30	10.7 / 130	25-RT249630_L
	30 x 72 x 30	10.3 / 126	25-RT307230_L
	30 x 84 x 30	11.2 / 138	25-RT308430_L
	30 x 96 x 30	12.1 / 150	25-RT309630_L
	36 x 72 x 30	11.3 / 151	25-RT367230_L
	36 x 84 x 30	12.4 / 165	25-RT368430_L
	36 x 96 x 30	13.2 / 181	25-RT369630_L

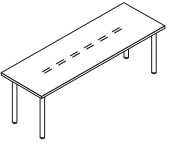
Straight Legs	D x W x H (in.)	ft ³ / lbs	Model
Table w/ 4 leg bases	18 x 36 x 30	2.3 / 50	25-RT183630SL
	18 x 42 x 30	2.5 / 55	25-RT184230SL
	18 x 48 x 30	2.8 / 59	25-RT184830SL
	18 x 60 x 30	3.3 / 86	25-RT186030SL
	24 x 36 x 30	2.7 / 61	25-RT243630SL
	24 x 42 x 30	3.1 / 65	25-RT244230SL
	24 x 48 x 30	3.5 / 71	25-RT244830SL
	24 x 60 x 30	4.2 / 102	25-RT246030SL
	30 x 36 x 30	3.3 / 68	25-RT303630SL
	30 x 42 x 30	3.7 / 74	25-RT304230SL
	30 x 48 x 30	4.2 / 80	25-RT304830SL
	30 x 60 x 30	5.1 / 114	25-RT306030SL
	36 x 42 x 30	4.4 / 97	25-RT364230SL
	36 x 48 x 30	4.9 / 104	25-RT364830SL
	36 x 60 x 30	5.9 / 136	25-RT366030SL

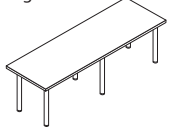



Assembly required
for all products on
this page


Multi-Purpose Tables

Rectangle Tables


Straight Legs	D x W x H (in.)	ft ³ / lbs	Model
Double table w/ 4 leg bases & stiffener bar	18 x 72 x 30	4.2 / 93	27-RT187230SL
	18 x 84 x 30	4.7 / 101	27-RT188430SL
	24 x 72 x 30	5.3 / 111	27-RT247230SL
	24 x 84 x 30	5.9 / 120	27-RT248430SL
	30 x 72 x 30	6.2 / 126	27-RT307230SL
	30 x 84 x 30	7.2 / 138	27-RT308430SL
	36 x 72 x 30	6.5 / 151	27-RT367230SL
	36 x 84 x 30	8.4 / 165	27-RT368430SL

Straight Legs	D x W x H (in.)	ft ³ / lbs	Model
Double table w/ 6 leg bases	18 x 72 x 30	4.2 / 93	25-RT187230SL
	18 x 84 x 30	4.7 / 101	25-RT188430SL
	18 x 96 x 30	5.3 / 107	25-RT189630SL
	24 x 72 x 30	5.3 / 111	25-RT247230SL
	24 x 84 x 30	5.9 / 120	25-RT248430SL
	24 x 96 x 30	6.7 / 130	25-RT249630SL
	30 x 72 x 30	6.2 / 126	25-RT307230SL
	30 x 84 x 30	7.2 / 138	25-RT308430SL
	30 x 96 x 30	8.1 / 150	25-RT309630SL
	36 x 72 x 30	6.5 / 151	25-RT367230SL
	36 x 84 x 30	8.4 / 165	25-RT368430SL
	36 x 96 x 30	9.4 / 181	25-RT369630SL

Arched Legs	D x W x H (in.)	ft ³ / lbs	Model
Table w/ 2 leg bases	18 x 36 x 30	5.5 / 50	25-RT183630AL
	18 x 42 x 30	5.7 / 55	25-RT184230AL
	18 x 48 x 30	6.1 / 59	25-RT184830AL
	18 x 60 x 30	6.6 / 86	25-RT186030AL
	24 x 36 x 30	6.0 / 61	25-RT243630AL
	24 x 42 x 30	6.3 / 65	25-RT244230AL
	24 x 48 x 30	6.7 / 71	25-RT244830AL
	24 x 60 x 30	7.4 / 102	25-RT246030AL
	30 x 36 x 30	6.5 / 68	25-RT303630AL
	30 x 42 x 30	6.9 / 74	25-RT304230AL
	30 x 48 x 30	7.5 / 80	25-RT304830AL
	30 x 60 x 30	8.3 / 114	25-RT306030AL

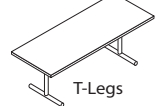
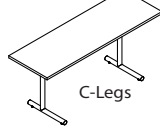
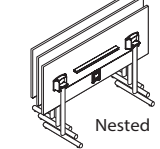
Arched Legs	D x W x H (in.)	ft ³ / lbs	Model
Double table w/ 2 leg bases & stiffener bar	18 x 72 x 30	8.2 / 93	27-RT187230AL
	18 x 84 x 30	8.8 / 101	27-RT188430AL
	24 x 72 x 30	9.2 / 111	27-RT247230AL
	24 x 84 x 30	10.0 / 120	27-RT248430AL
	30 x 72 x 30	10.3 / 126	27-RT307230AL
	30 x 84 x 30	11.2 / 138	27-RT308430AL
	36 x 72 x 30	11.3 / 151	27-RT367230AL
	36 x 84 x 30	12.4 / 165	27-RT368430AL

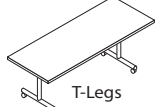
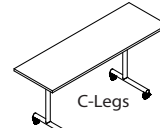
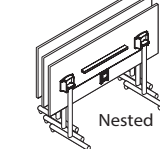
Rectangle Tables

Arched Legs	D x W x H (in.)	ft ³ / lbs	Model
Double table w/ 3 leg bases	18 x 72 x 30	8.2 / 93	25-RT187230AL
	18 x 84 x 30	8.8 / 101	25-RT188430AL
	18 x 96 x 30	9.4 / 107	25-RT189630AL
	24 x 72 x 30	9.2 / 111	25-RT247230AL
	24 x 84 x 30	10.0 / 120	25-RT248430AL
	24 x 96 x 30	10.7 / 130	25-RT249630AL
	30 x 72 x 30	10.3 / 126	25-RT307230AL
	30 x 84 x 30	11.2 / 138	25-RT308430AL
	30 x 96 x 30	12.1 / 150	25-RT309630AL
	36 x 72 x 30	11.3 / 151	25-RT367230AL
	36 x 84 x 30	12.4 / 165	25-RT368430AL
	36 x 96 x 30	13.2 / 181	25-RT369630AL

Nesting Tables

Stiffener bar included on tables 60" or wider. Complete Model number replacing blank "_" with "T" for T-Leg option or "C" for C-Leg option (Ex: 25-NT303630_C)

T-Legs / C-Legs	D x W x H (in.)	ft ³ / lbs	Model	
Table with folding top	18 x 36 x 30	5.4 / 50	25-NT183630_L	
	18 x 42 x 30	5.7 / 55	25-NT184230_L	
	18 x 48 x 30	6.1 / 59	25-NT184830_L	
	18 x 60 x 30	6.6 / 65	25-NT186030_L	
	18 x 72 x 30	7.1 / 72	25-NT187230_L	
	18 x 84 x 30	7.7 / 80	25-NT188430_L	
	18 x 96 x 30	8.2 / 86	25-NT189630_L	
		24 x 36 x 30	6.1 / 61	25-NT243630_L
		24 x 42 x 30	6.3 / 65	25-NT244230_L
		24 x 48 x 30	6.7 / 71	25-NT244830_L
		24 x 60 x 30	7.5 / 80	25-NT246030_L
		24 x 72 x 30	8.2 / 89	25-NT247230_L
24 x 84 x 30		8.9 / 98	25-NT248430_L	
24 x 96 x 30		9.6 / 108	25-NT249630_L	
		30 x 36 x 30	6.5 / 68	25-NT303630_L
		30 x 42 x 30	6.9 / 74	25-NT304230_L
		30 x 48 x 30	7.4 / 80	25-NT304830_L
	30 x 60 x 30	8.3 / 91	25-NT306030_L	
	30 x 72 x 30	9.2 / 103	25-NT307230_L	
	30 x 84 x 30	10.1 / 115	25-NT308430_L	
	30 x 96 x 30	10.9 / 127	25-NT309630_L	

T-Legs / C-Legs	D x W x H (in.)	ft ³ / lbs	Model	
Table with folding top & casters	18 x 36 x 30	5.4 / 52	25-NT183630_C	
	18 x 42 x 30	5.7 / 57	25-NT184230_C	
	18 x 48 x 30	6.1 / 61	25-NT184830_C	
	18 x 60 x 30	6.6 / 67	25-NT186030_C	
	18 x 72 x 30	7.1 / 74	25-NT187230_C	
	18 x 84 x 30	7.7 / 82	25-NT188430_C	
	18 x 96 x 30	8.2 / 88	25-NT189630_C	
		24 x 36 x 30	6.1 / 63	25-NT243630_C
		24 x 42 x 30	6.3 / 67	25-NT244230_C
		24 x 48 x 30	6.7 / 73	25-NT244830_C
		24 x 60 x 30	7.5 / 82	25-NT246030_C
		24 x 72 x 30	8.2 / 91	25-NT247230_C
24 x 84 x 30		8.9 / 100	25-NT248430_C	
24 x 96 x 30		9.6 / 110	25-NT249630_C	
		30 x 36 x 30	6.5 / 70	25-NT303630_C
		30 x 42 x 30	6.9 / 76	25-NT304230_C
		30 x 48 x 30	7.4 / 82	25-NT304830_C
	30 x 60 x 30	8.3 / 93	25-NT306030_C	
	30 x 72 x 30	9.2 / 105	25-NT307230_C	
	30 x 84 x 30	10.1 / 117	25-NT308430_C	
	30 x 96 x 30	10.9 / 129	25-NT309630_C	

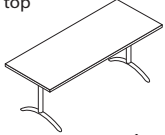
ALL
Assembly required
for all products on
this page

Multi-Purpose Tables

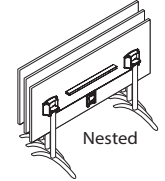
Nesting Tables

Stiffener bar included on tables 60" or wider

Arched Legs
Table with folding
top



D x W x H (in.)	ft ³ / lbs	Model	List Price
18 x 36 x 30	5.4 / 50	25-NT183630AL	
18 x 42 x 30	5.7 / 55	25-NT184230AL	
18 x 48 x 30	6.1 / 59	25-NT184830AL	
18 x 60 x 30	6.6 / 65	25-NT186030AL	
18 x 72 x 30	7.1 / 72	25-NT187230AL	
18 x 84 x 30	7.7 / 80	25-NT188430AL	
18 x 96 x 30	8.2 / 86	25-NT189630AL	



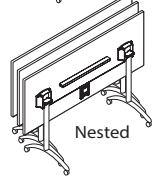
24 x 36 x 30	6.1 / 61	25-NT243630AL	
24 x 42 x 30	6.3 / 65	25-NT244230AL	
24 x 48 x 30	6.7 / 71	25-NT244830AL	
24 x 60 x 30	7.5 / 80	25-NT246030AL	
24 x 72 x 30	8.2 / 89	25-NT247230AL	
24 x 84 x 30	8.9 / 98	25-NT248430AL	
24 x 96 x 30	9.6 / 108	25-NT249630AL	

30 x 36 x 30	6.5 / 68	25-NT303630AL	
30 x 42 x 30	6.9 / 74	25-NT304230AL	
30 x 48 x 30	7.4 / 80	25-NT304830AL	
30 x 60 x 30	8.3 / 91	25-NT306030AL	
30 x 72 x 30	9.2 / 103	25-NT307230AL	
30 x 84 x 30	10.1 / 115	25-NT308430AL	
30 x 96 x 30	10.9 / 127	25-NT309630AL	

Arched Legs
Table with folding
top & casters



18 x 36 x 30	5.4 / 52	25-NT183630AC	
18 x 42 x 30	5.7 / 57	25-NT184230AC	
18 x 48 x 30	6.1 / 61	25-NT184830AC	
18 x 60 x 30	6.6 / 67	25-NT186030AC	
18 x 72 x 30	7.1 / 74	25-NT187230AC	
18 x 84 x 30	7.7 / 82	25-NT188430AC	
18 x 96 x 30	8.2 / 88	25-NT189630AC	

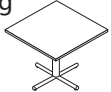


24 x 36 x 30	6.1 / 63	25-NT243630AC	
24 x 42 x 30	6.3 / 67	25-NT244230AC	
24 x 48 x 30	6.7 / 73	25-NT244830AC	
24 x 60 x 30	7.5 / 82	25-NT246030AC	
24 x 72 x 30	8.2 / 91	25-NT247230AC	
24 x 84 x 30	8.9 / 100	25-NT248430AC	
24 x 96 x 30	9.6 / 110	25-NT249630AC	

30 x 36 x 30	6.5 / 70	25-NT303630AC	
30 x 42 x 30	6.9 / 76	25-NT304230AC	
30 x 48 x 30	7.4 / 82	25-NT304830AC	
30 x 60 x 30	8.3 / 93	25-NT306030AC	
30 x 72 x 30	9.2 / 105	25-NT307230AC	
30 x 84 x 30	10.1 / 117	25-NT308430AC	
30 x 96 x 30	10.9 / 129	25-NT309630AC	

Square Tables

Metal Straight X-Leg



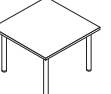
D x W x H (in.)	ft ³ / lbs	Model
30 x 30 x 30	17.9 / 46	25-SQ303030XS
36 x 36 x 30	18.9 / 67	25-SQ363630XS
42 x 42 x 30	20.1 / 85	25-SQ424230XS
48 x 48 x 30	21.4 / 102	25-SQ484830XS

Metal Arched X-Leg



30 x 30 x 30	17.9 / 46	25-SQ303030XA
36 x 36 x 30	18.9 / 67	25-SQ363630XA
42 x 42 x 30	20.1 / 85	25-SQ424230XA
48 x 48 x 30	21.4 / 102	25-SQ484830XA

Metal Straight Leg



30 x 30 x 30	2.9 / 46	25-SQ303030SL
36 x 36 x 30	3.8 / 67	25-SQ363630SL
42 x 42 x 30	4.9 / 85	25-SQ424230SL
48 x 48 x 30	6.3 / 102	25-SQ484830SL

Round Tables

Metal Straight X-Leg



D x W x H (in.)	ft ³ / lbs	Model
30 x 30 x 30	17.9 / 46	25-FR303030XS
36 x 36 x 30	18.9 / 67	25-FR363630XS
42 x 42 x 30	20.1 / 85	25-FR424230XS
48 x 48 x 30	21.4 / 102	25-FR484830XS

Metal Arched X-Leg



30 x 30 x 30	17.9 / 46	25-FR303030XA
36 x 36 x 30	18.9 / 67	25-FR363630XA
42 x 42 x 30	20.1 / 85	25-FR424230XA
48 x 48 x 30	21.4 / 102	25-FR484830XA

Metal Straight Leg



30 x 30 x 30	2.9 / 46	25-FR303030SL
36 x 36 x 30	3.8 / 67	25-FR363630SL
42 x 42 x 30	4.9 / 85	25-FR424230SL
48 x 48 x 30	6.3 / 102	25-FR484830SL

Laminate Cross Base



Specify laminate base and worksurface colors		
36 x 36 x 30	3.8 / 67	25-FR363630CB
42 x 42 x 30	4.9 / 85	25-FR424230CB
48 x 48 x 30	6.3 / 102	25-FR484830CB

Quarter Round Tables

Metal Straight X-Leg



D x W x H (in.)	ft ³ / lbs	Model
24 x 24 x 30	17.1 / 32	25-QR242430XS
30 x 30 x 30	17.9 / 47	25-QR303030XS
36 x 36 x 30	18.9 / 62	25-QR363630XS

Metal Arched X-Leg



24 x 24 x 30	17.1 / 32	25-QR242430XA
30 x 30 x 30	17.9 / 47	25-QR303030XA
36 x 36 x 30	18.9 / 62	25-QR363630XA

Metal Straight Leg



24 x 24 x 30	1.1 / 32	25-QR242430SL
30 x 30 x 30	2.9 / 47	25-QR303030SL
36 x 36 x 30	3.8 / 62	25-QR363630SL

Metal T-Leg

For stability only.
Designed to attach
to other units on




30 x 30 x 30	6.1 / 44	25-QR303030TL
36 x 36 x 30	7.1 / 59	25-QR363630TL






Assembly required
for all products on
this page



Multi-Purpose Tables

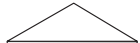
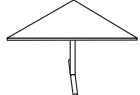
Table Bridges

18° Bridge	D x W x H (in.)	ft ³ / lbs	Model
	18 x 18 x 1	1.0 / 4	25-WG18180118
	24 x 24 x 1	1.6 / 10	25-WG24240118
	30 x 30 x 1	2.4 / 25	25-WG30300118
	36 x 36 x 1	3.4 / 32	25-WG36360118

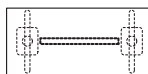
30° Bridge	D x W x H (in.)	ft ³ / lbs	Model
	18 x 18 x 1	1.0 / 4	25-WG18180130
	24 x 24 x 1	1.6 / 10	25-WG24240130
	30 x 30 x 1	2.4 / 25	25-WG30300130
	36 x 36 x 1	3.4 / 32	25-WG36360130

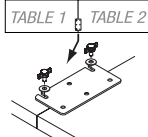
45° Bridge	D x W x H (in.)	ft ³ / lbs	Model
	18 x 18 x 1	1.0 / 4	25-WG18180145
	24 x 24 x 1	1.6 / 10	25-WG24240145
	30 x 30 x 1	2.4 / 25	25-WG30300145
	Leg is for stability only. Designed to attach to other units on both sides		
	36 x 36 x 30	7.1 / 59	25-WG36360145

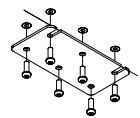
60° Bridge	D x W x H (in.)	ft ³ / lbs	Model
	18 x 18 x 1	1.4 / 4	25-WG18180160
	24 x 24 x 1	2.1 / 10	25-WG24240160
	Leg is for stability only. Designed to attach to other units on both sides		
	30 x 30 x 30	6.1 / 44	25-WG30300160
	36 x 36 x 30	7.1 / 59	25-WG36360160

90° Bridge	D x W x H (in.)	ft ³ / lbs	Model
	18 x 18 x 1	1.4 / 4	25-WG18180190
	24 x 24 x 1	2.1 / 10	25-WG24240190
	Leg is for stability only. Designed to attach to other units on both sides		
	30 x 30 x 30	6.1 / 44	25-WG30300190
	36 x 36 x 30	7.1 / 59	25-WG36360190

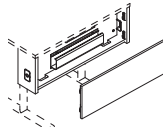
Stiffener Bar & Quick Connector

Stiffener Bar	Table Width	ft ³ / lbs	Model
	Use to prevent sagging of top. Standard color is Polished Black metal.		
	48" W Table	0.4 / 1	25-ST014802
	60" W Table	0.5 / 1	25-ST016002
	72" W Table	0.6 / 2	25-ST017202
	84" W Table	0.6 / 3	25-ST018402
	96" W Table	0.7 / 4	25-ST019602

Quick Connector	D x W (in.)	ft ³ / lbs	Model
	Use when chaining two or more tables. Standard color is Polished Black metal.		
	3 x 6	0.1 / 0.5	25-QC06000

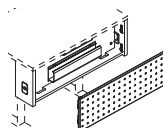
Mending & Bridge Plate	D x W (in.)	ft ³ / lbs	Model
	Use when chaining two or more tables. Standard color is Polished Black metal.		
	2 x 5 1/2	0.1 / 0.5	26-MEND01

iMod™ Compartments

iMod™ w/ Laminate Modesty Panels	D x W x H (in.)	ft ³ / lbs	Model
	Includes a power strip and wire management channel per user. To indicate no power strip, add "-X" to model number Specify a laminate base color.		

Single Modesty	D x W x H (in.)	ft ³ / lbs	Model
	5 x 36 x 12	2.1 / 19	25-SM053612
	5 x 42 x 12	2.5 / 22	25-SM054212
	5 x 48 x 12	2.8 / 25	25-SM054812
	5 x 60 x 12	3.5 / 31	25-SM056012

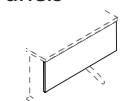
Double Modesty	D x W x H (in.)	ft ³ / lbs	Model
	5 x 72 x 12	2.1 / 38	25-SM057212
	5 x 84 x 12	2.5 / 44	25-SM058412
	5 x 96 x 12	2.8 / 50	25-SM059612

iMod™ w/ Perforated Metal Modesty Panels	D x W x H (in.)	ft ³ / lbs	Model
	Includes a power strip and wire management channel per user. To indicate no power strip, add "-X" to model number Specify a laminate base color and a metal color.		

Single Modesty	D x W x H (in.)	ft ³ / lbs	Model
	5 x 36 x 12	2.1 / 20	25-PM053612
	5 x 42 x 12	2.5 / 23	25-PM054212
	5 x 48 x 12	2.8 / 26	25-PM054812
	5 x 60 x 12	3.5 / 33	25-PM056012

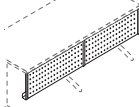
Double Modesty	D x W x H (in.)	ft ³ / lbs	Model
	5 x 72 x 12	2.1 / 39	25-PM057212
	5 x 84 x 12	2.5 / 46	25-PM058412
	5 x 96 x 12	2.8 / 52	25-PM059612

Modesty Panels

Laminate Modesty Panels	D x W x H (in.)	ft ³ / lbs	Model
	Specify a laminate base color.		
	<u>Single Modesty</u>		
	1 x 36 x 12	0.25 / 8	25-SM013612
	1 x 42 x 12	0.3 / 9	25-SM014212
	1 x 48 x 12	0.3 / 10	25-SM014812
	1 x 60 x 12	0.5 / 13	25-SM016012

Double Modesty	D x W x H (in.)	ft ³ / lbs	Model
	1 x 72 x 12	0.5 / 15	25-SM017212
	1 x 84 x 12	0.6 / 18	25-SM018412
	1 x 96 x 12	0.75 / 20	25-SM019612

Perforated Metal Modesty Panels	D x W x H (in.)	ft ³ / lbs	Model
	Specify a metal color.		

Single Modesty	D x W x H (in.)	ft ³ / lbs	Model
	Table not included		
	1 x 36 x 12	0.25 / 8	25-PM013612
	1 x 42 x 12	0.3 / 9	25-PM014212
	1 x 48 x 12	0.3 / 10	25-PM014812
	1 x 60 x 12	0.5 / 13	25-PM016012

Double Modesty	D x W x H (in.)	ft ³ / lbs	Model
	1 x 72 x 12	0.5 / 16	25-PM017212
	1 x 84 x 12	0.6 / 18	25-PM018412
	1 x 96 x 12	0.75 / 21	25-PM019612